

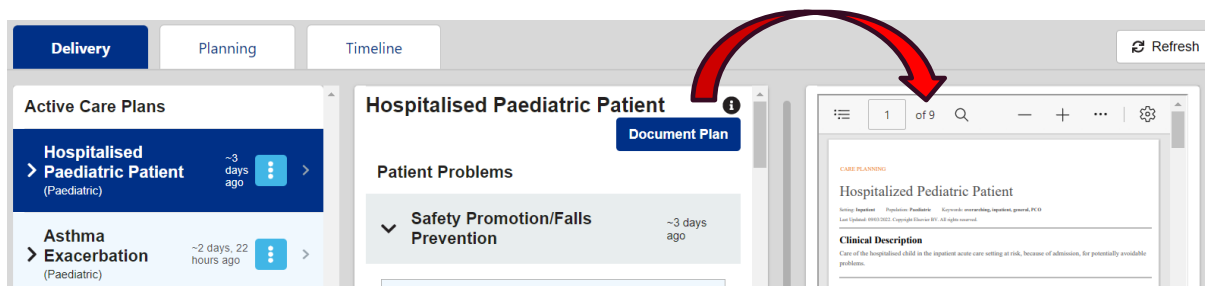
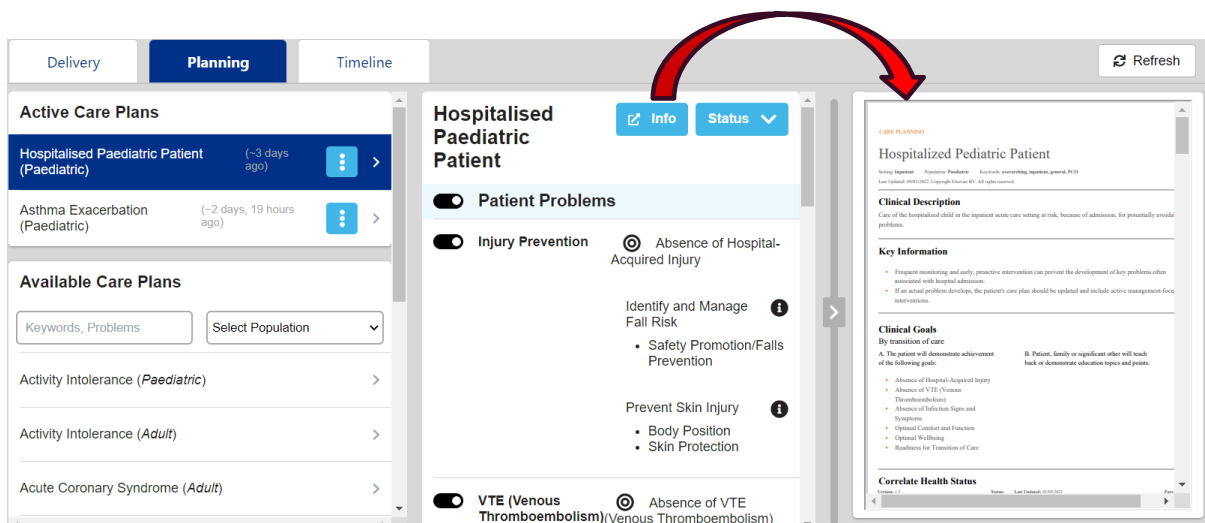
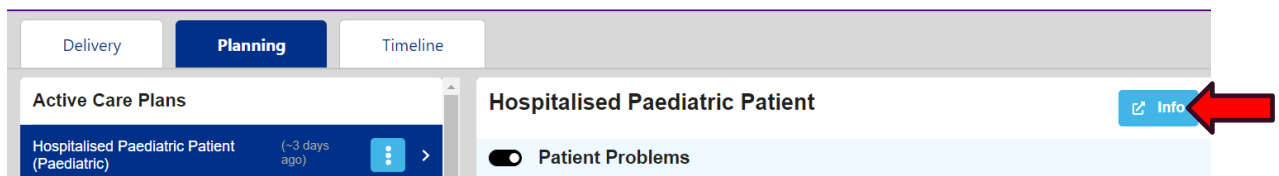
ELSEVIER CARE PLANS- TOP TIPS

How will I know which Care Plans will be active?

The wards will be given a list of which Care Plans are switched on which will be regularly updated and it will be available on the intranet.

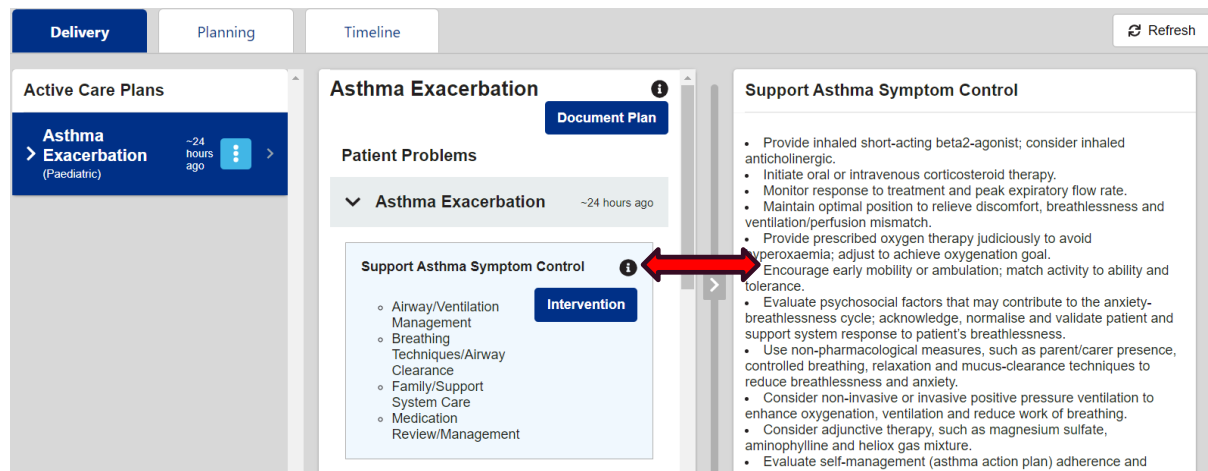
How will I know if this Care Plan is right for my patient?

There is a clinical description section in the Elsevier Care Plan guide. This is accessed from the Info button in the planning tab. You can also access this in the delivery tab by pressing the **i** button above the document plan Tab.



Is there guidance to refer to when the Care Plan is selected?

Yes, you can also select the **i** button in the intervention section in the delivery tab, which gives you intervention guidance by bullet point which pops up at the side.



When a patient is discharged do I need to do anything with the Care Plans?

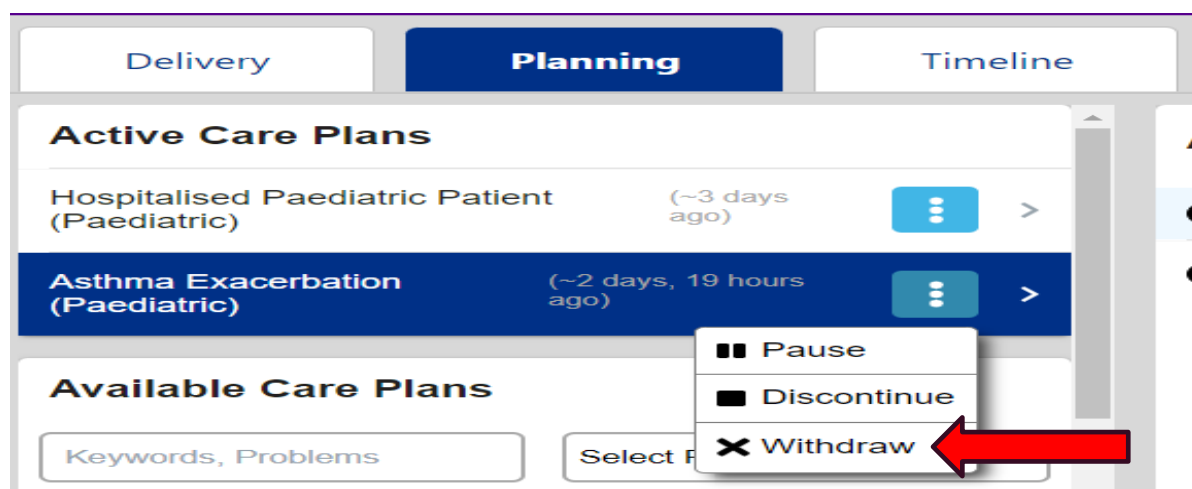
All Care Plans should be discontinued when the patient is discharged.

What is the difference between discontinue and withdraw of a Care Plan?

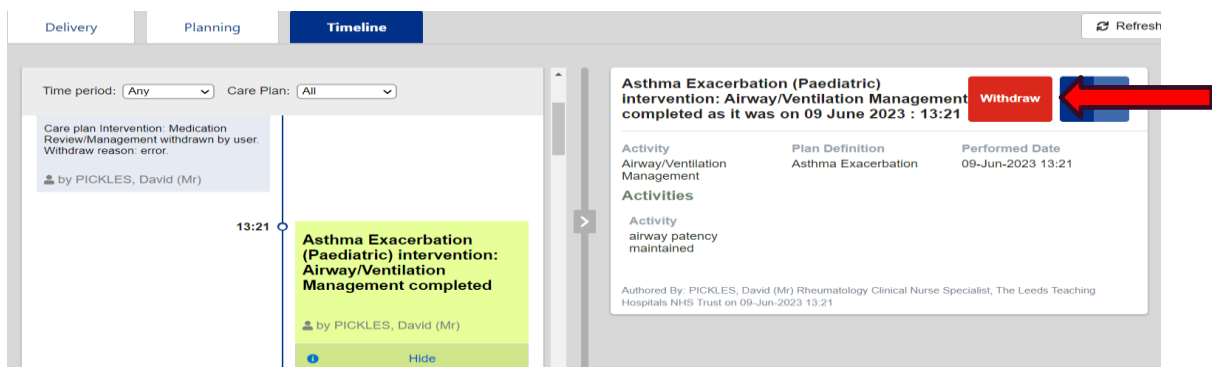
Withdraw a Care Plan when it has been selected in error and no documentation has been added. Discontinue a Care Plan when a patient has been discharged or the care plan has been selected incorrectly and documentation has been added.

Can you withdraw a single patient problem, or do you have to withdraw the whole care plan?

You can do both. If a Care Plan has been added incorrectly you can withdraw the whole plan by clicking on the three dots in the planning tab and selecting withdraw and stating your reason.

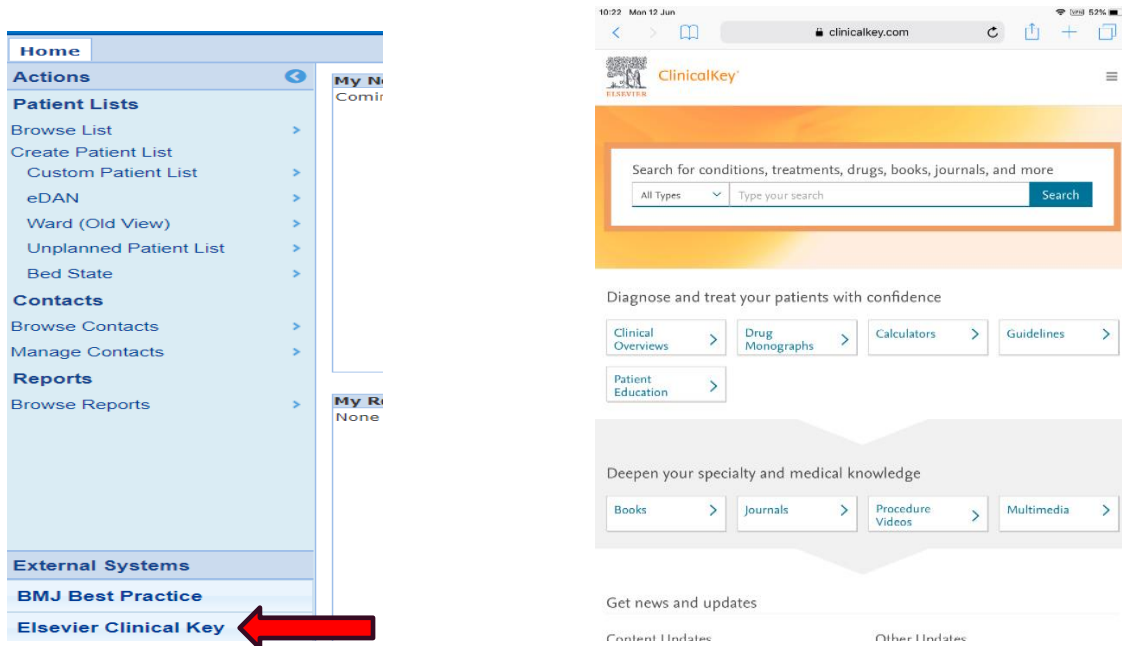


If you need to withdraw a single patient problem, you can go on the timeline and select the problem by clicking view and then withdraw and stating your reason for withdrawing the patient problem. Once withdrawn the timeline shows the Care Plan has been withdrawn and the reason why.



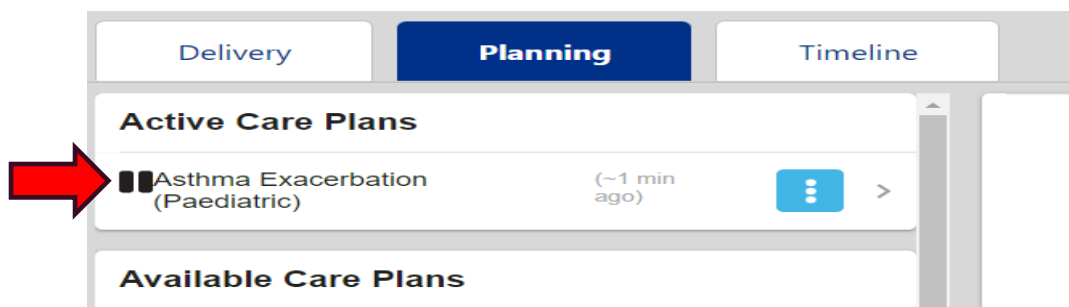
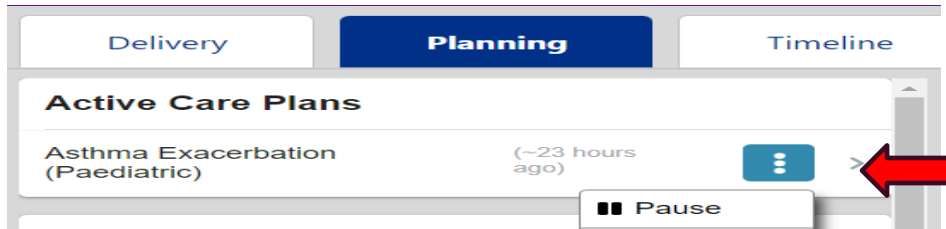
Are there any Elsevier resources to use to support functionality?

There is a clinical key on the PPM+ mobile App and on the Desktop which takes you to Elsevier's website that has all current evidenced based practice.



What happens if my patient goes on home leave?

Care Plan's discontinue after 48 hrs if not used. You should pause a care plan by selecting the three dots and pause, then your reason for pausing the Care Plan. You can then set up a date and time for it to auto resume when the patient is to return. Once paused the Care Plan will have a pause symbol before the title



How do I see what has previously been documented on a care plan?

You can look in the timeline tab to see which Care Plans are already active and you can filter to find any previous Care plans by name and/or time period.

